

Diesel generator set B3.3 series engine

44 kVA - 66 kVA 50 Hz
40 kW - 60 kW 60 Hz



Description

This Cummins® Power Generation commercial generator set is a fully integrated power generation system, providing optimum performance, reliability, and versatility for stationary standby and prime power duty applications.

Features

Cummins® medium-duty engine - Rugged 4-cycle industrial diesel delivers reliable power and fast response to load changes.

Alternator - Low reactance 2/3 pitch windings; low waveform distortion with non-linear loads, fault clearing short-circuits capability, and class H insulation.

Cooling system – Standard Integral set-mounted radiator system, designed and tested for rated ambient temperatures, simplifies facility design requirements for rejected heat.

Control system – The PowerStart® electronic control is standard equipment for 50 Hz products while PowerCommand® is for 60 Hz products. It provides total genset system integration, including auto remote start/stop, precise frequency and voltage regulation, alarm and status message display.

Enclosures - Optional sound attenuated enclosures are available.

Warranty - Backed by a comprehensive warranty and worldwide distributor network.

3-Phase Ratings

Model	Standby rating		Prime rating	
	50 Hz	60 Hz	50 Hz	60 Hz
	kVA (kW)	kW (kVA)	kVA (kW)	kW (kVA)
C44 D5e	44 (35)		40 (32)	
C55 D5e	55 (44)		50 (40)	
C66 D5e	66 (53)		60 (48)	
C40 D6e		40 (50)		36 (45)
C50 D6e		50 (63)		45 (57)
C60 D6e		60 (75)		55 (68)
C44 D5L	44 (35)		40 (32)	
C55 D5L	55 (44)		50 (40)	
C66 D5L	66 (53)		60 (48)	

Generator set specifications

Governor regulation class	ISO 8528 G2
Voltage regulation, no load to full load	± 2.5%
Random voltage variation	± 2.5%
Frequency regulation	6% Droop for 50Hz and Isochronous for 60Hz
Random frequency variation	± 0.75%
Radio frequency emissions compliance	BS EN 61000-6-4 / BS EN 61000-6-2

Engine specifications

Design	4 cycle, in-line, turbo charged after cooled
Bore	95 mm (3.75 in.)
Stroke	115 mm (4.53 in.)
Displacement	3.3 L (199 in ³)
Cylinder block	Cast iron, 4 cylinder
Battery capacity	65 AH
Battery charging alternator	35 Amp
Starting voltage	12 Volt
Fuel system	Direct injection
Fuel filter	Spin on fuel filters with water separator
Air cleaner type	Dry replaceable element with restriction indicator
Lube oil filter type(s)	Spin on full flow filter
Standard cooling system*	131 °F (55 °C) ambient radiator

*Open genset at 12.7mm H₂O restriction

Alternator specifications

Design	Brushless, single bearing, revolving field
Stator	2/3 pitch winding
Rotor	Single bearing, flexible disc coupling
Insulation system	Class H
Standard temperature rise	Standby 50/60 Hz – 163 °C/27 °C ambient
Exciter type	Self-excited
Phase rotation	A (U), B (V), C (W)
Alternator cooling	Direct drive centrifugal fan
AC waveform total harmonic distortion (THDV)	No load <1.5%. Non distorting balanced linear load <5%
Telephone influence factor (TIF) for 60Hz	< 50% per NEMA MG1-22.43
Telephone harmonic factor (THF) for 50Hz	< 2%

Available voltages

• 50 Hz line – line / line - neutral		• 60 Hz line – line / line - neutral	
• 380/220	• 190/110	• 380/220	• 190/110
• 400/230	• 200/115	• 400/230	• 200/115
• 416/240	• 208/120	• 416/240	• 208/120
		• 440/255	• 220/127
		• 480/277	• 230/132
			• 240/139

*Note: Some voltages may not be available on all models - consult factory for availability.

Generator set options

- Sound attenuated housing
- Engine coolant heater
- Heavy duty air cleaner
- Electronic governing on 50 Hz
- Mains operated battery charger
- Industrial grade silencer
- 4P MCCB
- Aux contact
- Earth fault relay
- Circuit breaker size
- Language literature
- Shunt trip
- Aux 101
- 332 liter fuel tank
- Dual wall, with secondary containment
- Remote fuel filling
- PC 1.2
- Extended warranty
- Alternator heater
- Lower temp rise alt frame
- Permanent magnet generator (PMG)

*Note: Some options may not be available on all models - consult factory for availability.

Generator set control PowerStart 500



Control system

- The PowerStart control is a microprocessor-based generator set monitoring and control system. The control provides a simple operator interface to the generator set, manual and remote start/stop control and shutdown fault indication. The integration of all control functions into a single control provides enhanced reliability and performance compared to conventional generator set control systems. This control has been designed and tested to meet the harsh environment in which gensets are typically applied.
- The PowerStart generator set control is suitable for use on a wide range of generator sets in non-paralleling applications. It is suitable for use with reconnectable or non-reconnectable generators, can be configured for either 50 Hz or 60 Hz and voltage and power connection from 190-600 VAC line-to-line.
- This control includes an intuitive operator interface that allows for complete genset control as well as system metering, fault annunciation, configuration and diagnostics. The interface includes seven generator set status LED lamps with both internationally accepted symbols and English text to comply with customer needs. The interface also includes an LED backlit LCD display with tactile-feel soft-switches for easy operation and screen navigation. The manual/auto/stop switch function is integrated into the interface panel.
- All data on the control can be viewed by scrolling through screens with the navigation keys. The control displays the current active fault and a time-ordered history of the five previous faults.

Base control functions

LCD display - 16 character x 2 line alphanumeric LED backlight LCD.

Operation interface - Six tactile-feel membrane switches for LCD navigation, genset operation and control setup. These switches are indicated by internationally accepted symbols and English text.

Data logs - Includes engine run time and controller on time.

Fault history - Provides a record of the most recent fault conditions with control hours' time stamp. Up to 5 events are stored in the control non-volatile memory.

Alternator data

- Voltage (single or three phase line-to-line and line-to-neutral)
- Current (single or three phase)
- KVA (three phase and total)
- Frequency

Engine data

- Starting battery voltage
- Engine running hours
- Engine temperature
- Engine oil pressure

Service adjustments - The control includes provisions for adjustment and calibration of generator set control functions. Functions include:

- Voltage selection
- Frequency selection
- Configurable input set up
- Configurable output set up
- Meter calibration
- Units of measurement

Protective functions

On operation of a protective function the control will indicate a fault by illuminating the appropriate status LED, as well as display the fault code and fault description on the LCD. The nature of the fault and time of occurrence are logged in the control. The service manual and InPower Service Tool provide service keys and procedures based on the service codes provided.

- Power for this control is derived from the generator set starting batteries and functions over a voltage range from 8 VDC to 16 VDC.

Major features

- LCD display - 16 characters x 2 line alphanumeric LED backlight LCD.
- Generator set monitoring and protection.
- 12 VDC battery operation.
- Engine Starting - Includes solid state output to operate external relays start the engine, fuel shut FSO), and glow plugs. Start disconnect is achieved by monitoring main alternator frequency.
- Remote Start Capability – Interface to transfer switch.
- Environmental protection – The control is designed for reliable operations in harsh environments.
- Warranty and service - Backed by a comprehensive warranty and worldwide distributor service network.
- Certification - Suitable for use on generator sets are designed, manufactured, tested and certified to relevant ISO, EC Mil Std. and CE standards.

Field control interface

Input signals to the base control include

- Remote start
- Local and emergency stop
- Configurable inputs: Control includes (4) input signals from customer

Output signals from the control include

- Configurable output: Control includes (1) solid state driver rated at 1 A. This output can be configured to activate on ready to load, or common warning and common shutdown condition.

Communications connections include

- PC tool interface: This RS-485 communication port allows the control to communicate with a personal computer running InPower software.

Note – An RS-232 or USB to RS-485 converter is required for communication between PC and control.

Ratings definitions

Standby:

Applicable for supplying power to varying electrical load for the duration of power interruption of a reliable utility source. Emergency Standby Power (ESP) is in accordance with ISO 8528. Fuel Stop power in accordance with ISO 3046, AS 2789, DIN 6271 and BS 5514.

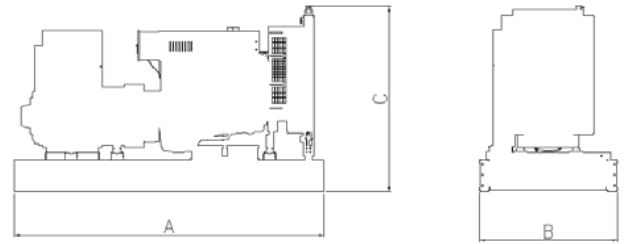
Prime (Unlimited Running Time):

Applicable for supplying power in lieu of commercially purchased power. Prime power is the maximum power available at a variable load for an unlimited number of hours. A 10% overload capability is available for limited time. (Equivalent to Prime Power in accordance with ISO8528 and Overload Power in accordance with ISO3046, AS2789, and DIN6271). This rating is not applicable to all generator set models.

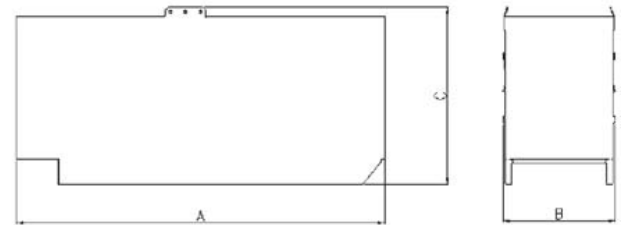
Base Load (Continuous):

Applicable for supplying power continuously to a constant load up to the full output rating for unlimited hours. No sustained overload capability is available for this rating. Consult authorized distributor for rating. (Equivalent to Continuous Power in accordance with ISO8528, ISO3046, AS2789, and DIN6271). This rating is not applicable to all generator set models.

OPEN



ENCLOSED



This outline drawing is to provide representative configuration details for Model series only.

See respective model data sheet for specific model outline drawing number.

Do not use for installation design

Cummins Power Generation

Europe, CIS, Middle East and Africa

Manston Park Columbus Ave.

Manston, Ramsgate

Kent CT12 5BF United Kingdom

Phone 44 1843 255000

Fax 44 1843 255902

Americas

1400 73rd Avenue N.E.

Minneapolis, MN 55432 USA

Phone 763 574 5000

Fax 763 574 5298

Asia Pacific

10 Toh Guan Road #07-01

TT International Tradepark

Singapore 608838

Phone 65 6417 2388

Fax 65 6417 2399

Our energy working for you.™

©2017 Cummins Power Generation Inc. All rights reserved.

Cummins Power Generation and Cummins are registered trademarks of Cummins Inc. PowerCommand, AmpSentry, InPower and "Our energy working for you." are trademarks of Cummins Power Generation. Other company, product, or service names may be trademarks or service marks of others. Specifications are subject to change without notice.

S-6282-EN





cumminspower.com

Model	Open				Enclosed			
	A	B	C	Dry Wt.	A	B	C	Dry Wt.
	mm (in)	mm (in)	mm (in)	kg (lbs)	mm (in)	mm (in)	mm (in)	kg (lbs)
C44 D5e	2050 (81)	967 (38)	1510 (59)	922 (2033)	2270 (89)	975 (38)	1920 (76)	1236 (2725)
C55 D5e	2050 (81)	967 (38)	1510 (59)	922 (2033)	2270 (89)	975 (38)	1920 (76)	1236 (2725)
C66 D5e	2050 (81)	967 (38)	1510 (59)	1019 (2247)	2270 (89)	975 (38)	1920 (76)	1423 (3137)
C40 D6e	2050 (81)	967 (38)	1510 (59)	922 (2033)	2270 (89)	975 (38)	1920 (76)	1326 (2923)
C50 D6e	2050 (81)	967 (38)	1510 (59)	949 (2092)	2270 (89)	975 (38)	1920 (76)	1353 (2983)
C60 D6e	2050 (81)	967 (38)	1510 (59)	1019 (2247)	2270 (89)	975 (38)	1920 (76)	1423 (3137)
C44 D5L	2050 (81)	967 (38)	1510 (59)	922 (2033)	2270 (89)	975 (38)	1920 (76)	1236 (2725)
C55 D5L	2050 (81)	967 (38)	1510 (59)	922 (2033)	2270 (89)	975 (38)	1920 (76)	1236 (2725)
C66 D5L	2050 (81)	967 (38)	1510 (59)	1019 (2247)	2270 (89)	975 (38)	1920 (76)	1423 (3137)

* Note: Weights represent a set with standard features. See outline drawings for weights of other configurations.

Codes and standards

	This generator set is designed in facilities certified to ISO 9001 and manufactured in facilities certified to ISO 9001 or ISO 9002.		The 50 Hz generator sets are available with CE certification.
2000/14/EC	All enclosed products are designed to meet or exceed EU noise legislation 2000/14/EC step 2006.	ISO 8528	This generator set has been designed to comply with ISO 8528 regulation.

Cummins Power Generation

Europe, CIS, Middle East and Africa

Manston Park Columbus Ave.

Manston, Ramsgate

Kent CT12 5BF United Kingdom

Phone 44 1843 255000

Fax 44 1843 255902

Americas

1400 73rd Avenue N.E.

Minneapolis, MN 55432 USA

Phone 763 574 5000

Fax 763 574 5298

Asia Pacific

10 Toh Guan Road #07-01

TT International Tradepark

Singapore 608838

Phone 65 6417 2388

Fax 65 6417 2399

Our energy working for you.™

©2017 Cummins Power Generation Inc. All rights reserved.

Cummins Power Generation and Cummins are registered trademarks of Cummins Inc. PowerCommand, AmpSentry, InPower and "Our energy working for you." are trademarks of Cummins Power Generation. Other company, product, or service names may be trademarks or service marks of others. Specifications are subject to change without notice.

S-6282-EN



cumminspower.com